

# Determining license usage

The information on this page refers to License Statistics v6.19 or newer, which improved the layout of the Management tab. If you are using an earlier version, please refer to the [documentation for earlier versions](#).

The information given on this page applies to both Licensing Model 2013 and Licensing Model 2019.

This page covers information about where to look for licensing details in the License Statistics v6.x UI. For complete details about each of the licensing models, see:

- [Licensing Model 2013](#)
- [Licensing Model 2019](#)

For information on switching from Licensing Model 2013 to Licensing Model 2019, see [License Transition](#).

The **Licensing** page under the Administration section is divided into three tabs:

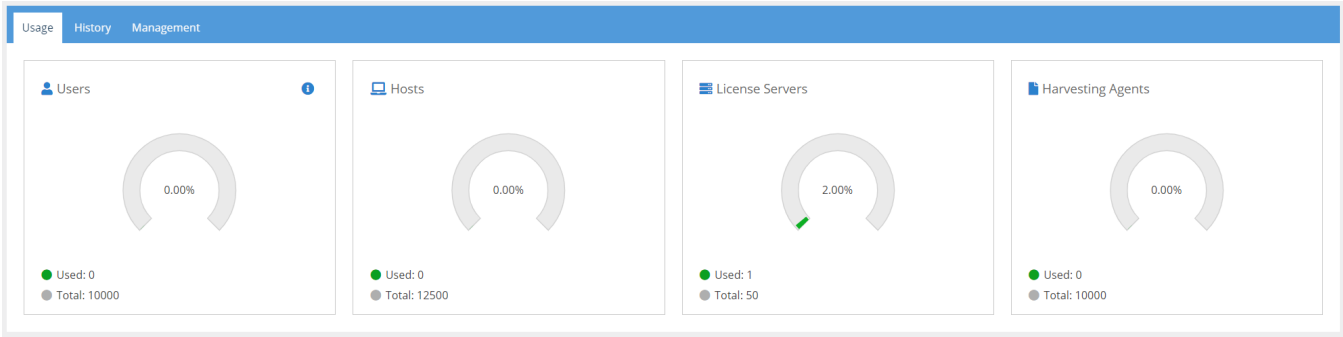
|                            |   |
|----------------------------|---|
| <a href="#">Usage</a>      | Contains gauge charts that show current usage of your License Statistics license    |
| <a href="#">History</a>    | Contains reports that show historical usage of your License Statistics license      |
| <a href="#">Management</a> | Contains options for managing your License Statistics license, including activation |

Using each of these tabs is described below.

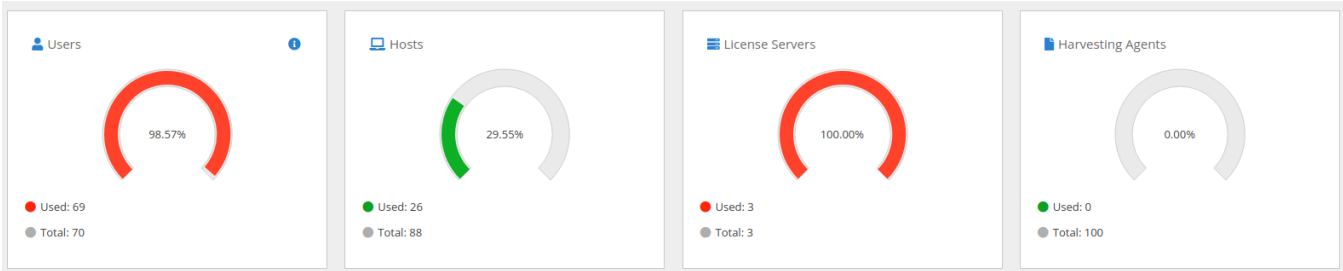
## Usage

To see license usage information, click the **Usage** tab at the top of the Licensing page.

When license usage is within your license limits, the gauge charts will be **green**, as illustrated below.

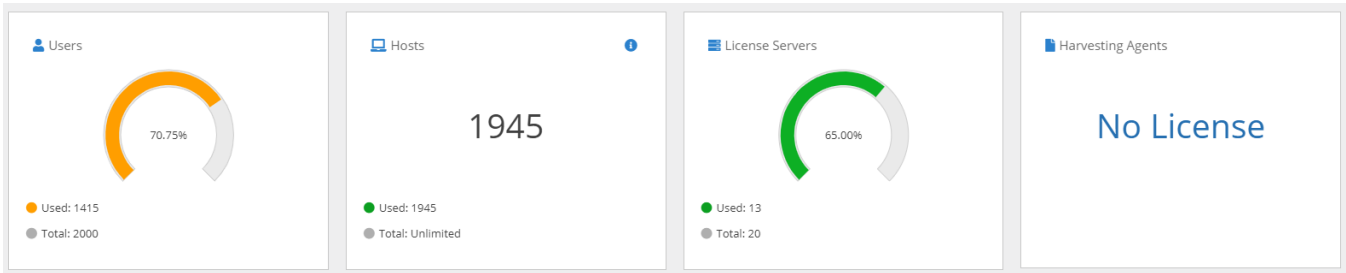


You can easily see when your license limits are exceeded or nearing threshold (90% and above), indicated by **red** in the gauge charts, as illustrated below for the Users and License Servers gauges.



The Hosts gauge reports the number of hosts monitored for the entire database. The Total value is 125% of the Users gauge's Total value, which is the threshold unless a High Performance Computing (HPC) license is being used.

If an HPC license is in use, the threshold on allowed number of Hosts is lifted, and the Hosts information will look similar to the following illustration.



If there are no Harvesting Agents included in the license, the Harvesting Agents information will indicate "No License," as shown in the above illustration.

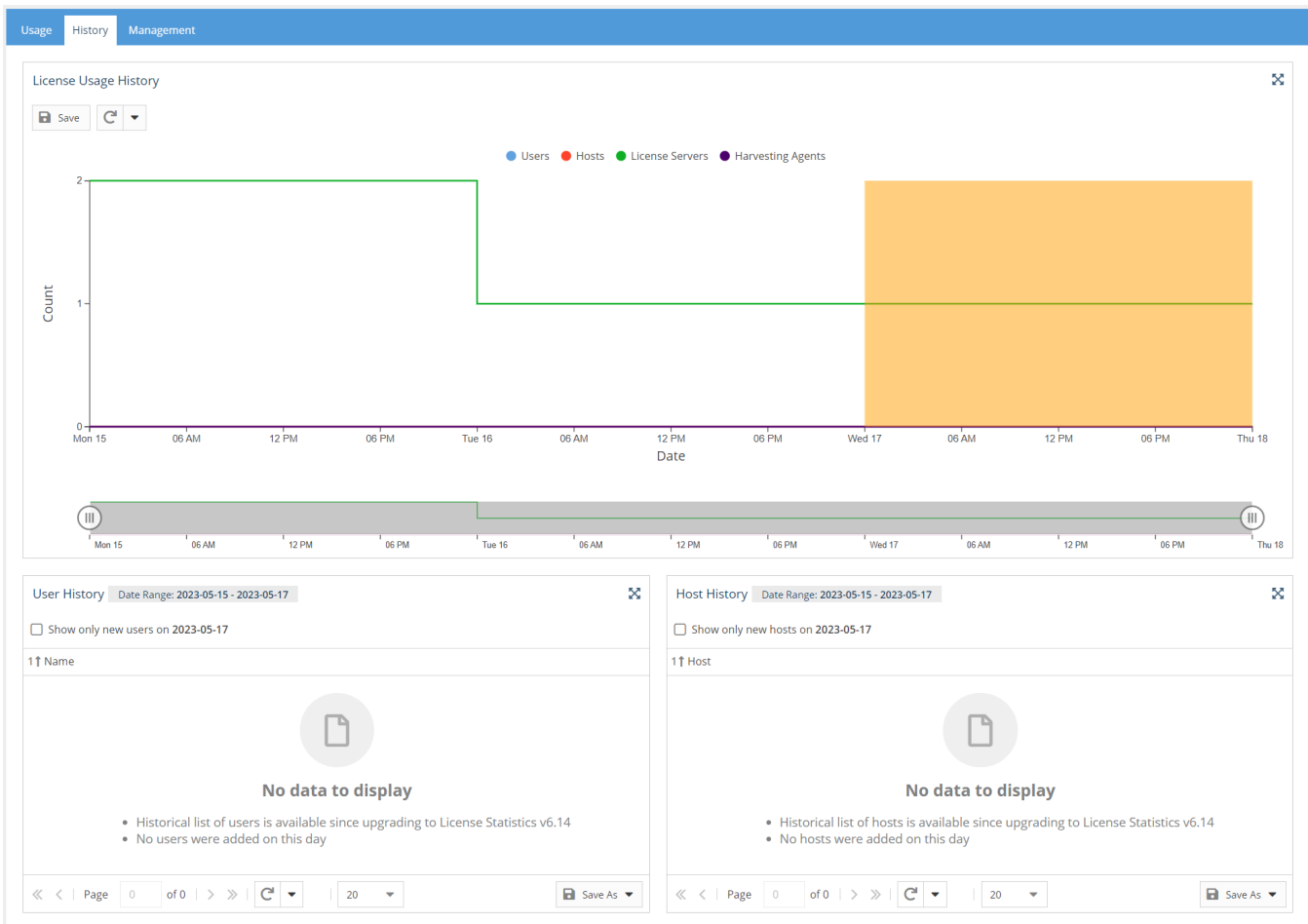
**i** For [Licensing Model 2013](#):

- Both Realtime and Imported license details are available. In this case, there is also a panel displaying values needed to switch the licensing to the [Licensing Model 2019](#).
- The Hosts information is not included.

## History

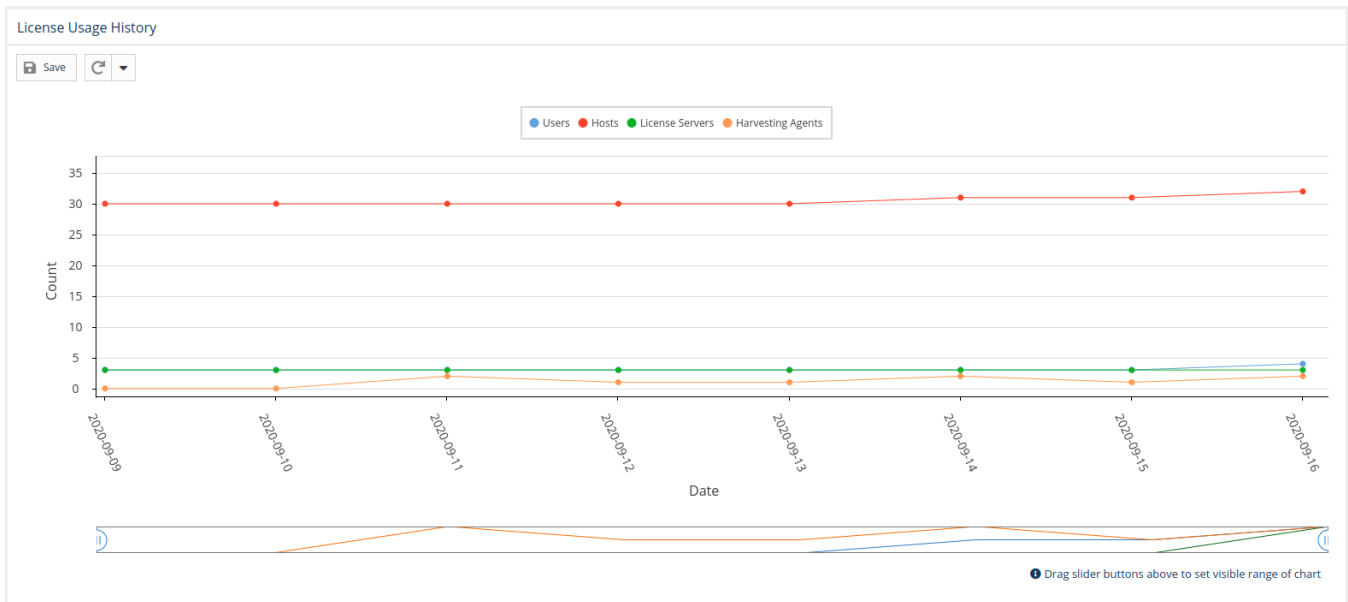
To see license usage history information, click the **History** tab at the top of the Licensing page.

This tab contains a License Usage History chart and User History and Host History grids.



## License Usage History chart

The License Usage History chart in the Licensing page reports historical usage of the License Statistics license.



Data is shown up through the current day by default. To see details for a specific time period, click on the end-date for the time period in the chart. (Days will be highlighted as you move your mouse over the chart.)

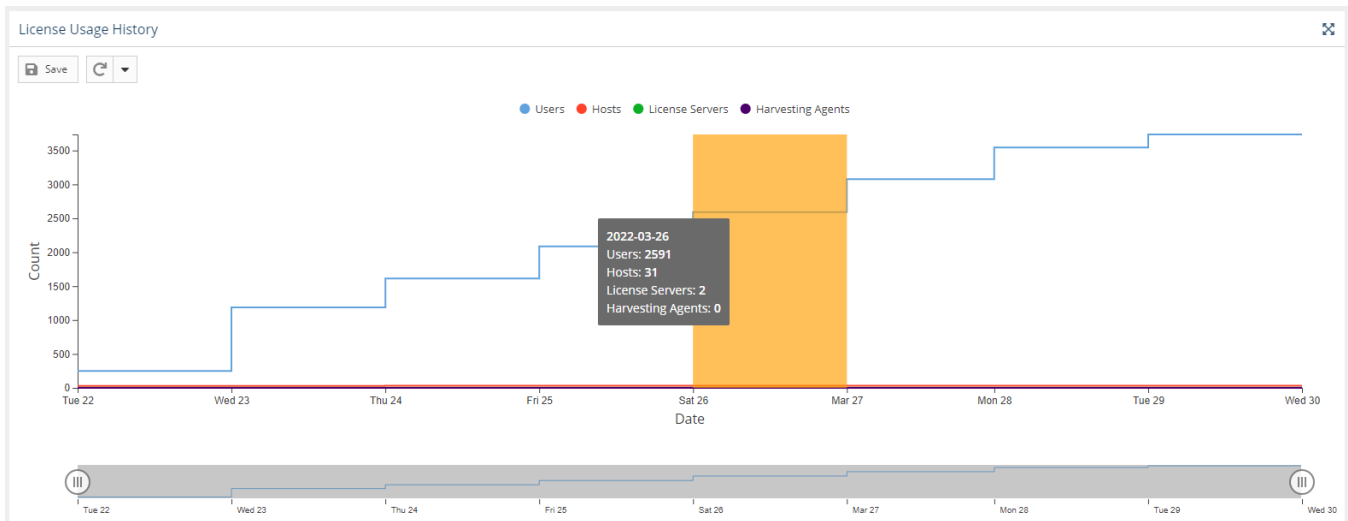
You can limit the information to only the users/hosts who are new (were not included in usage for previous days) by toggling on **Show only new users /hosts**.

The information shown in the License Usage History chart depends on your licensing model, as described below.

### Licensing Model 2019

The License Usage History chart for the [Licensing Model 2019](#) includes the following information.

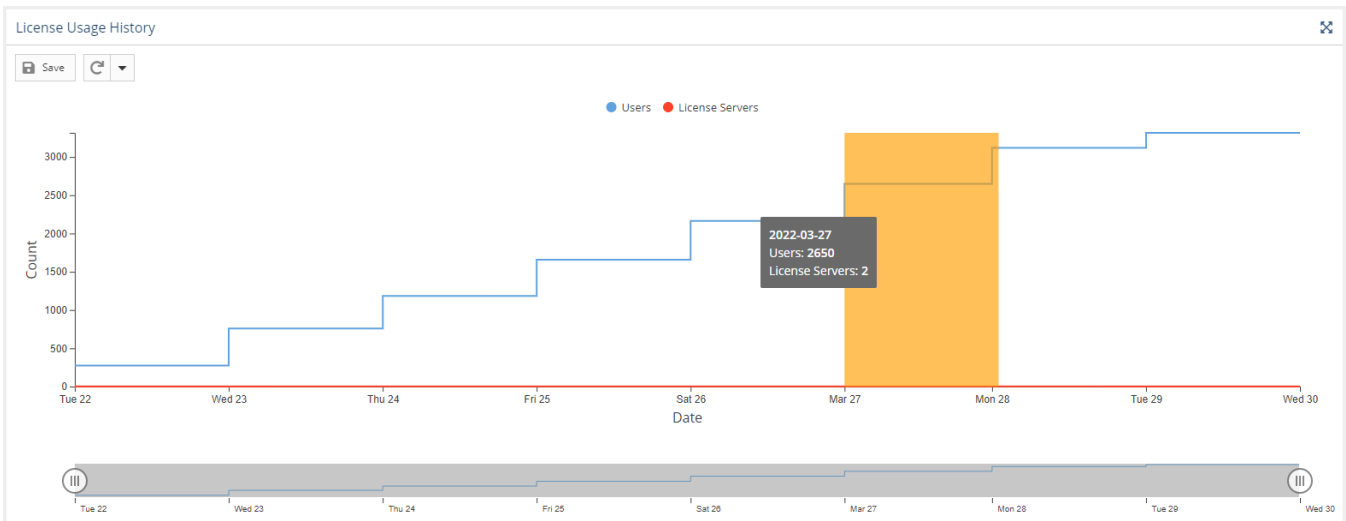
- Number of all users in the database up through the selected date
- Number of all hosts in the database up through the selected date
- Number of maximum concurrent license servers in each day
- Number of Harvesting Agents in each day



### Licensing Model 2013

The License Usage History chart for Licensing Model 2013 includes the following information.

- Number of users or user-hosts for the last 14 days
- Number of maximum concurrent license servers in each day



## User History grid

The User History grid displays license usage history up to the date selected in the License Usage History chart (or the current date if none is selected).

The information shown in the User History grid depends on your licensing model, as described below.

### Licensing Model 2019

For the [Licensing Model 2019](#), separate User History and Host History grids display license usage history from the beginning of the database to the selected date (current date by default).

| User History From 2022-03-22 To 2022-03-26   | Host History From 2022-03-22 To 2022-03-26   |
|--|--|
| <input type="checkbox"/> Show only new users on 2022-03-26   | <input type="checkbox"/> Show only new hosts on 2022-03-26   |
| 1 ↑ User   | 1 ↑ Host   |
| administrator  | ls-agent-deploy  |
| praca  | ls-dev-ttokarz   |
| root   | ls-licserv-2019  |
| simulatoruser50350   | ls-lin-deploy  |
| simulatoruser51069   | ls-lin-stage   |
| simulatoruser51086   | ls-sales-stage   |
| simulatoruser51106   | ls-t-bionic-1  |
| simulatoruser51144   | ls-t-bionic-2  |
| simulatoruser51156   | ls-t-buster-1  |
| simulatoruser51165   | ls-t-buster-2  |
| simulatoruser51188   | ls-t-centos8-1   |
| simulatoruser51202   | ls-t-centos8-2   |
| simulatoruser51208   | ls-t-focal-1   |
| simulatoruser51223   | ls-t-focal-2   |
| simulatoruser51226   | ls-t-win10-1   |
| simulatoruser51229   | ls-t-win10-2   |
| simulatoruser51237   | ls-t-win11-1   |
| simulatoruser51257   | ls-t-win11-2   |
| simulatoruser51268   | ls-t-win2012-1   |
| << < Page 1 of 130 > >> <input type="button" value="Refresh"/> Rows 1 - 20 of 2591   20 <input type="button" value="Save As"/> | << < Page 1 of 2 > >> <input type="button" value="Refresh"/> Rows 1 - 20 of 31   20 <input type="button" value="Save As"/> |

### Licensing Model 2013

For the [Licensing Model 2013](#), a User History grid with user-host pairs displays license usage history for 14 days (by default) prior to the selected date (or current date if none is selected) up through the selected date.

| User History From 2022-03-13 To 2022-03-27 |                 |
|--|-----------------|
| 1↑ User                                    | Host            |
| administrator                              | win-ryba        |
| praca                                      | desktop-aopfn3c |
| root                                       | ls-ui-deploy    |
| root                                       | ls-t-centos8-2  |
| root                                       | ls-lin-stage    |
| root                                       | ls-t-bionic-1   |
| root                                       | ls-tomek        |
| root                                       | ls-t-centos8-1  |

## Management

To see license management options, click the **Management** tab at the top of the Licensing page.

This tab contains three sections to help you manage your License Statistics license, as described below.

### License Activation

Under the License Activation section, the Activation Key field displays the key currently in use, or if the license has no associated activation key (as is the case for trial licenses), a series of X's is displayed as a placeholder for the key.

- To activate a new license (for example, after a new license purchase), enter the key in the Activation Key field and click **Activate**.
- To reactivate the same license (for example, after extending your maintenance or after X-Formation has changed your license parameters), click **Activate** without changing the Activation Key field contents.

The new activation will replace the previously used license.

Administration: Licensing Administrator

Licensed To  
X-Formation Poland Sp. z o.o.

License Type  
Trial

License Expiration Date  
2023-08-31

Maintenance Expiration Date  
2023-08-31

UsageHistoryManagement

License Activation

XXXXX-XXXXX-XXXXX-XXXXX

Activate

or

License Upload

Drop file

Browse

License Preview

Last Update Time 2023-08-17 13:16:20

### License Upload

The License Upload section lets you upload a license file directly in cases where activation is not possible or is not preferable; for example:

- Due to no internet connection on the License Statistics host, the license was activated on a different machine or downloaded from the License Activation Center end-user portal
- The license already exists as a file
- You obtained a license file from X-Formation Support or Sales

The new license upload will replace the previously used license.

### License Preview

The License Preview section shows the date and time that the license was last updated, and after a new license has been activated/uploaded, displays the content of the current license (for informational purposes only).

|  |                       |                                      |   |
|--|-----------------------|--------------------------------------|---|
| Licensed To<br>X-Formation Demo Customer | License Type<br>Local | License Expiration Date<br>Permanent | Maintenance Expiration Date<br>2024-01-31 |
|--|-----------------------|--------------------------------------|---|

Usage

History

Management

License Activation

RFX05-A1E3B-DYJJF-DRR73

Activate

or

License Upload

Drop file

Browse

License Preview

Last Update Time 2023-08-23 10:43:17

License Text # This license is generated using X-Formation License Activation Center  
# Generation Time: 2023-08-23 10:43:15 GMT  
# Activation Key: RFX05-A1E3B-DYJJF-DRR73  
  
FEATURE licstat  
{  
 VENDOR=X-FORMATION VERSION=6.0 MAINTENANCE\_END=2024-01-31 ISSUED=2023-08-23  
 SHARE=VIRTUAL|TERMINALSERVER LICENSE=X-Formation Demo Customer"  
 COMMENT="PRICE=USERNAME USERS=100 SERVERS=10"  
 KEY=ZonYxV4daT3kSYR1hbbCKVlaUkFlt16s8g7iEouC45011xdxIFH2RAVG5YPUGHSUm1xahyG1T]2wByHjVpmcTbPwL55UpR5sr9n \\  
6gLog[L6Um4YtafDOUqa7]avI53DFTD2m78rbortPsmQB0kBEffEmdFQakmkquleZ0Lf5zXv9t3p9cKg0KmeBdx3odH7k5RRReVNB \\  
igci1uBtjQ7YAS808jpP10xXmtvgx1wCX9HaxV952FBtI34][5fXPyHcBFKa50[3qgQLgssvwxp1RSnNeP1]ncNnmq[EROU[aZsp \\  
RHLNIPVKP7r2v664OfgCcYfmquIEDHvBI0K[EjPOEY13p6pA9[121u6BCKXC9cK18K[PLTUNAKLGfSus410Hs41RACzwrFkoBwk \\  
vxhp82RB8164yLn16dbRlw3HUFKE]xqzhccj0HeWYXlnXq4Cdoop4nnv2vspp68k9zVIVGZCKP3AFQsCstvxi0rrpFpLcV7jaD \\  
mFPUZj[4kBXyOIPV33P3xThpxQ8k9n3baFZeasVH1Y0BekOL2[tpH1b3Xi4FFkUk1aaevncejyAE5m8YvG1rF12X3jKLy0xCOq \\  
RaBHQ2Qm2]qph7V5vQ25tHFrK93TV]s[uRvdayiIELT7rOwPfcXMA0FbCRqZ9zA4qK2TOTXv9TFLDa0bzUH1Jed5ol#xyBjYIMPL \\  
Jbay4A\*\*  
}

License usage notifications

A popup notification will alert you if you are reaching your licensed limit for users/hosts. The notification is activated at 80%, 90%, and 95% usage thresholds, as those thresholds are exceeded. For example, after exceeding the 80% threshold, a notification similar to the following will popup on the screen:

[blocked URL](#)

You can:

- Click **OK** to dismiss the notification for the current threshold level for 1 day.
- Click **Dismiss** to dismiss the notification for the current threshold level for 7 days.

A new notification will appear if a higher threshold is exceeded, regardless of dismissal. For example, if you dismiss a notification for reaching the 80% threshold, a new notification will appear within that dismissal period if the usage exceeds 90%.