


API endpoints

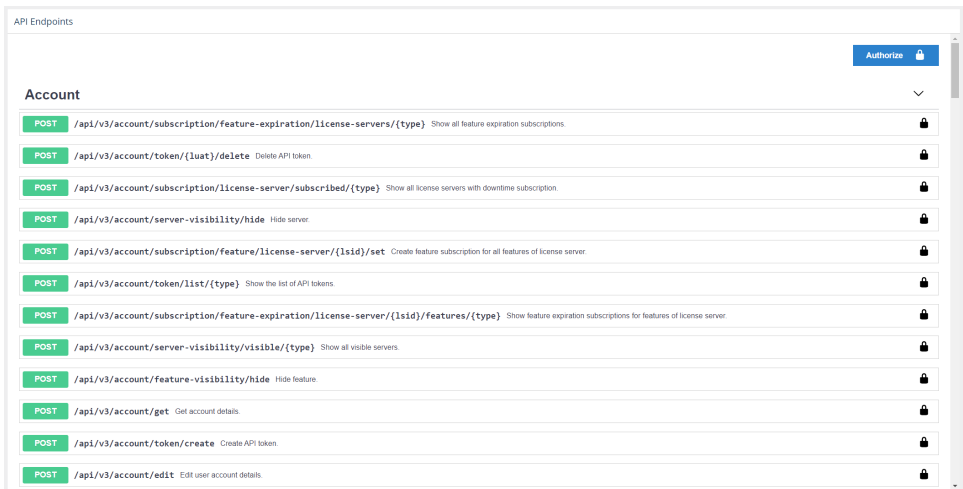
The information on this page refers to License Statistics v6.14 and newer, which introduced License Statistics API v3. If you are using a version previous to v6.14, see [documentation for previous versions](#).

 The current version of the License Statistics API is v3. As of License Statistics v6.18, v2 of the API is no longer supported.

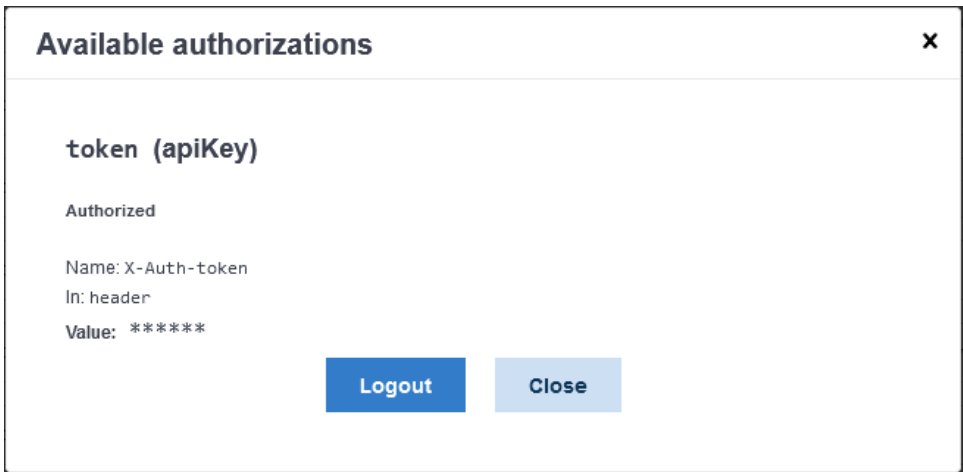
A list of endpoints that can be used with [the License Statistics API](#) can be found in the API page under your logged in user. The API is documented using Swagger (<https://swagger.io/>).

To access the API endpoints:

- 1. Go to **API** under your logged in username, shown in the upper right corner of the application window.
- 2. All available endpoints are listed under the API Endpoints section of the API page.



- 3. Optionally, click **Authorize** in the upper right corner of the API Endpoints section to specify an authorization token other than the default. See [API access](#) for more information on generating tokens.



- 4. Click the **Post** button to expand the section for a given endpoint.



Each endpoint includes the following information.

A. A list of parameters; for example:

Parameters

Try it out

Name	Description
ucompid * required integer (\$int32) (path)	ID of usage comparison. See <code>api/v2/feature/comparison/list/json</code> . <div>ucompid - ID of usage comparison. See <code>api/v2/feature/comparison/list/json</code></div>
type * required string (path)	Output format. Available values : JSON, CSV, XLSX, PDF <div>JSON</div>

B. An example request; for example:

Request body

application/json

Example Value

Schema

```
{
  "offset": 0,
  "limit": 100,
  "order": "lsid:ASC",
  "filter": [
    {
      "property": "lsid",
      "operator": "gt",
      "value": "123"
    }
  ],
  "rn": "string",
  "fieldsvisibility": [
    "lsid"
  ]
}
```

C. Possible responses with status codes and examples; for example:

Responses

Code	Description
200	<div><div>Media type</div><div>application/json</div><div>Controls Accept header.</div><div>Examples</div><div>successful</div><div>Example Value Schema</div><div><pre>{ "success": true, "totalCount": 2, "data": [{ "lsid": 123, "lsn": "string", "lsd": "string", "fid": 123, "fns": "string", "ftype": "Floating", "fv": "string", "fd": "string" }, { "lsid": 123, "lsn": "string", "lsd": "string", "fid": 123, "fns": "string", "ftype": "Floating", "fv": "string", "fd": "string" }] }</pre></div><div>Example Description</div><div>Returned if <code>type=json</code></div></div>

5. To execute an endpoint, click the "Try it out" button in the Parameters area.

API Endpoints

Feature

POST

/api/v3/feature/all/current-usage/by-time-range/{type}

Show sessions by age.

POST

/api/v3/feature/{type}

Show list of visible features.

Display basic information about features that have not been hidden. See account/feature-visibility and account/server-visibility endpoints for information about feature visibility.

Parameters

Try it out

Name	Description
type <small>required</small>	Output format.
string (path)	Available values : JSON, CSV, XLSX, PDF

JSON

6. Click Execute at the bottom of the Request body area.

Parameters

Cancel

Name	Description
ucomp<i>i</i> * <i>required</i> <small>integer(\$int32)</small> <small>(path)</small>	ID of usage comparison. See api/v2/feature/comparison/list/json .
	<input #"="" type="text" value="ucomp<i>i</i> - ID of usage comparison. See api/v2/feature/comparison/list/json"/>
type * <i>required</i> <small>string</small> <small>(path)</small>	Output format.
	<input type="text" value="JSON"/>

Request body

application/json

```
{
  "offset": 0,
  "limit": 100,
  "order": "lsid:ASC",
  "filter": [
    {
      "property": "lsid",
      "operator": "gt",
      "value": "123"
    }
  ],
  "rn": "string",
  "fieldsVisibility": [
    "lsid"
  ]
}
```

Execute

The result contains the executed request and the formatted response from the server.