


# License Server API

 This page refers to functionality that has been removed from License Statistics. This information no longer applies to License Statistics v6.3 and newer.

## Obtaining a license server list

You can easily list license servers registered in License Statistics by sending the following HTTP request.












```
GET /api/v1/license-server/${returnType}
```

where \$ indicates a variable value that you can replace with a value that best suits your needs. The possible parameters are described below.

Parameter	Required	Type	Description
\${returnType}	Yes	string	Standard format option. See <a href="#">Making an API request</a> for details.
standard report options	No	various	See <a href="#">Making an API request</a> for details.

### Response

On success, this report will contain one row for each **license server** that was queried and is visible for the request. Each row consists of columns:

Column	Full name	Type	Description	Visible by default in export
Isid	License Server ID	integer	Internal License Statistics identification of the license server	 No
Isn	License Server	string	License server name.	 Yes
Ish	Hostname	string	Hostname.	 Yes
Isp	Port	integer	Port number.	 Yes
Isd	Description	string	Description of the license server.	 Yes
Ismn	Lic Manager	string	Manager type of the license server; e.g., LM-X, FlexNet, etc.	 Yes
vn	Vendor	string	Name of the license server vendor.	 Yes
Iss	Status	enumeration	Current status of the license server.	 Yes
gtn	Gathering	enumeration	See <a href="#">gathering type descriptions</a> for details.	 Yes
Ishal	Redundant	boolean	True if server was configured with redundancy (HAL).	 Unavailable
Ishf	Has Features	boolean	Indicates whether License Statistics detected any features hosted on the server. True for servers that were successfully queried or imported.	 Unavailable

Note that the order in the table is the default order of the columns in the exported file.

### Examples

The following examples make use of the GET method.

#### Example 1

Say you want to obtain a list of all license servers. To generate this data set, enter a command similar to the following.

```
curl -H "X-Auth-token: token" "http://yourdomain/api/v1/license-server/json"
```

#### Example 2

If you want to generate license server information filtered by hostname in CSV format, enter the following command.

```
curl --data "filter=[{\"type\"=\"string\", \"field\"=\"lsh\", \"value\"=\"some hostname\"}]" -H "X-Auth-token: token" "http://yourdomain/api/v1/license-server/csv"
```

### Example 3

In order to get information about a license server with an ID of 1, enter the following command.

```
curl --data-urlencode "filter=[{\"type\"=\"numeric\", \"field\"=\"lsid\", \"comparison\"=\"eq\" \"value\"=\"1\"}]" -H "X-Auth-token: token" "http://yourdomain/api/v1/license-server/json"
```