

# Viewing feature reports

*This page refers to functionality that has been removed from License Statistics. Reports have been restructured and reorganized as of License Statistics v6.14. See [Feature reports](#).*

The pages under the **Features** section in the left navigation pane let you see [realtime usage](#), [history of usage](#), [user history](#), [history of utilization](#) (percentage), and (when applicable) [denials](#).

You can also click on a feature name in any Feature column in a grid (for example, from the Current Utilization grid on the Dashboard or the License Server Current Usage grid under the License Server section) to automatically go to the Usage History page for that feature. (Note that License Statistics accommodates having multiple servers for one application.)

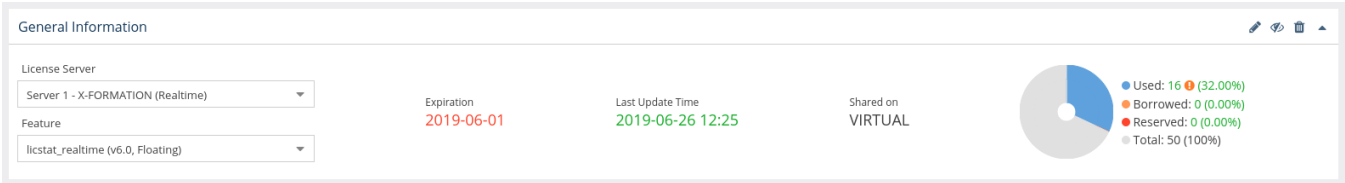
## General feature information

All feature usage pages include a General Information area at the top of the page.


To choose the feature for which to view statistics, use the License Server and Feature pick lists in the General Information area at the top of the page. You can select either an individual license server or a [license server group](#) from the License Servers pick list. Some pages also let you select "All" license servers/features for viewing. After selecting the license server/license server group, the Feature pick list will then contain all features within that license server/license server group for you to choose from.

The General Information area shows identifying information for the selected feature (which [can be edited](#)), including:

- The feature's name, version, and type (see Feature identifiers, below).
- Information about the feature, such as statistics totals and the last update time.
- A current count of licenses used, borrowed and reserved, and (if not unlimited) the total licenses available.



### Notes:

- Expired features are indicated by a warning icon  in the chart details on the right of the page, as shown above for Used features.
- The [color-coding](#) of the text used for "Last Update Time" indicates the minutes elapsed since the last update time:

| Minutes elapsed since last update time | Color indicator |
|--|-----------------|
| 0 - 10                                 | Green           |
| 10 - 20                                | Orange          |
| 20 or more                             | Red             |

- If there are unlimited licenses for the feature, the license usage gauge will not show the total number of licenses or utilization percentages, since they are not applicable, as illustrated below.



## Feature identifiers

Throughout License Statistics, features shown in lists include a separate entry for each version of that feature, and are named *feature\_version*. Versioning provides a finer granularity to report results, which is useful when you have multiple versions of particular features that you want to track individually. For example, under IBM LUM, the Catia MD2 application cost varies depending on version, so Feature Versioning can help when considering budget for one version versus another version.

Feature names in lists also include the feature type, which can be Floating, Nodelocked, or Token. Note that if a given feature has more than one type, it will be listed in lists once for each type.

For example, say you have a feature called F1, for which you have a floating installation of version 1.0 and both a node-locked and floating installation of version 2.0. This would appear in Feature lists as follows:


F1\_1.0 (Floating)

F1\_2.0 (Floating)

F1\_2.0 (Nodelocked)

In grids such as License Server Current Usage, feature identifiers are displayed in three separate columns: Name, Version, and Type. If a given feature has more than one type, it will be listed in usage grids once for each type.

## Hiding a feature

You can hide the currently selected feature by clicking the **Hide** icon  in the upper right of the General Information title bar.