

General use of feature reports

The information on this page refers to License Statistics v6.15 and newer, which added "Available" license count and percentage to the General Information area. If you are using a version previous to v6.15, see [documentation for previous versions](#).

This page gives details about general usage of feature reports, including how to use the General Information area at the top of reports; identify feature version/type; control feature visibility, and edit features.

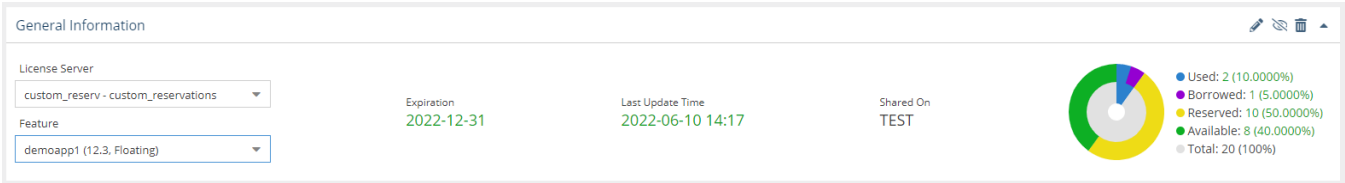
General feature information

All feature usage pages include a General Information area at the top of the page.

To choose the feature for which to view statistics, use the License Server and Feature pick lists in the General Information area at the top of the page. You can select either an individual license server or a [license server group](#) from the License Servers pick list. Some pages also let you select "All" license servers/features for viewing. After selecting the license server/license server group, the Feature pick list will then contain all features within that license server/license server group for you to choose from.

The General Information area shows identifying information for the selected feature (which [can be edited](#)), including:

- The feature's name, version, and type (see Feature identifiers, below).
- Information about the feature, such as statistics totals and the last update time.
- A current count of licenses used, borrowed and reserved, and (if not unlimited) the total number of licenses and the total available licenses remaining (the total licenses minus the number of used and reserved licenses).

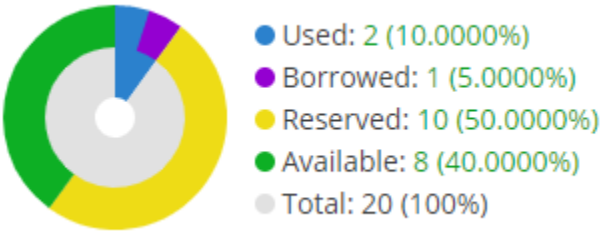


Notes:

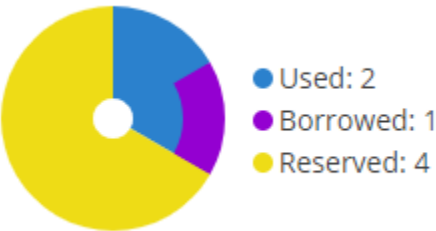
- The [color-coding](#) of the text used for "Last Update Time" indicates the minutes elapsed since the last update time:

Minutes elapsed since last update time	Color indicator
0 - 10	Green
10 - 20	Orange
20 or more	Red


- When the total number of licenses for the feature is known (that is, *not* unlimited), the number of remaining available licenses is shown as "Available" in the license usage gauge.



- If there are unlimited licenses for the feature, the license usage gauge will not include the total or available number of licenses or utilization percentages, since they are not applicable, as illustrated below.



Expired feature indicators

A warning icon  next to the count of Used, Borrowed, and Reserved licenses in the General Information area of the **Features** pages indicates that you are using old licenses that have expired. This happens in cases where:

- The feature expiration date has passed
- The count of active licenses is other than 0

General Information

License Server

custom_reserv - custom_reservations

Feature

demoapp1 (12.3, Floating)

Expiration

2021-12-31

Last Update Time

2022-06-10 14:10

Shared On

TEST


Used: 2 (10.0000%)

Borrowed: 1 (5.0000%)












Reserved: 10 (50.0000%)

Available: 8 (40.0000%)

Total: 20 (100%)


A warning icon  for expired features with active licenses is also visible in the Used column of the Feature Usage grid.

Realtime Usage for License Server custom_reserv

	Feature			Used	Borrowed	Reserved	Available	Unavailable	Total	1↓ Utilization	Expiration	Last Update Ti...	Action
	Name	Version	Type										
1	demoapp1	12.3	Floating	2 	1 	10 	88 	12 	100	<div><div></div>2.0000%</div>	2021-12-31	2022-06-10 13:07	  
2	demoapp2	1.0	Floating	2	0	0	Unlimited	6	Unlimited	<div><div></div>0.0000%</div>	Permanent	2022-06-10 13:07	  


This expired feature still has active sessions

« < | Page 1 of 1 > »

 ▼

Rows 1 - 2 of 2

20 ▼

 Save As ▼

Feature identifiers

Throughout License Statistics, features shown in lists include a separate entry for each version of that feature, and are named *feature_version*. Versioning provides a finer granularity to report results, which is useful when you have multiple versions of particular features that you want to track individually. For example, under IBM LUM, the Catia MD2 application cost varies depending on version, so [Feature Versioning](#) can help when considering budget for one version versus another version.

Feature names in lists also include the feature type, which can be Floating, Nodelocked, or Token. Note that if a given feature has more than one type, it will be listed once for each type.

For example, say you have a feature called F1, for which you have a floating installation of version 1.0 and both a node-locked and floating installation of version 2.0. This would appear in Feature lists as follows:

F1 (v1.0, Floating)

F1 (v2.0, Floating)

F1 (v2.0, Nodelocked)

In grids such as License Server Current Usage, feature identifiers are displayed in three separate columns: Name, Version, and Type. If a given feature has more than one type, it will be listed in usage grids once for each type.

Hiding a feature

You can hide the currently selected feature by clicking the **Hide** icon  in the upper right of the General Information title bar.

Editing a feature

You can edit the currently selected feature's information that displays in the **Features** pages by clicking the **Edit** icon in the upper right of the General Information title bar.

General Information

License Server

custom_reserv - custom_reservations

Feature

demoapp1 (12.3, Floating)

Expiration

2022-12-31

Last Update Time

2022-06-10 14:17

Shared On

TEST

Used: 2 (10.0000%)

Borrowed: 1 (5.0000%)

Reserved: 10 (50.0000%)

Available: 8 (40.0000%)

Total: 20 (100%)

The Edit Feature dialog opens.

Edit Feature

Display Name
(Optional)

demoapp1

Name

demoapp1

Display Version
(Optional)

12.3

Version

12.3

Type

Floating

Description
(Optional)

Save

Save and Close

Close

Using the Edit Feature dialog, you can enter/edit the following optional information for the feature:

Field	Description
Display Name	A name for the feature that will be shown in reports. The actual feature name (reported by the license server, and shown in the Name field in this dialog) will be shown in reports if the Display Name is unspecified.
Display Version	A version for the feature that will be shown in reports. The actual feature version (reported by the license server, and shown in the Version field in this dialog) will be shown in reports if the Display Version is unspecified.
Description	A description for the feature that will be shown in reports.